


camInstructor

TRAINING PRODUCTS



Partner



camInstructor TRAINING PRODUCTS

ONLINE OR BOOKS, THE CHOICE IS YOURS

Choose from our full line of Mastercam, SOLIDWORKS and CNC training materials available in both book or in an online format. Textbooks include online access to videos showing how to complete each lesson from beginning to end. All parts can be machined. Includes Mastercam Home Learning Software (HLE) and CNC Simulation Software for student home use, where applicable. Teacher Resources available.



camInstructor Academic Online (CAO) ONLINE ACCESS TO OUR POPULAR TRAINING PRODUCTS

FEATURES INCLUDE:

- Ability to *customize* your course content
- *License to print* step-by-step instructions
- *Instructional videos* for each lesson— students can watch videos as many times as needed
- Ability for instructor to track *student progress*
- Automated *quizzes and tests*
- Built in *reporting*
- Content accessible *wherever there is internet access*
- Student Exercises and Teacher Resources
- Mastercam HLE Software and CNC Simulation Software for student home use

Suitable for Colleges, Universities, Training Centers and High Schools

camInstructor

Mastercam® TRAINING PRODUCTS

Mastercam Certification: Excellent preparation for the Mastercam Certification Tests.



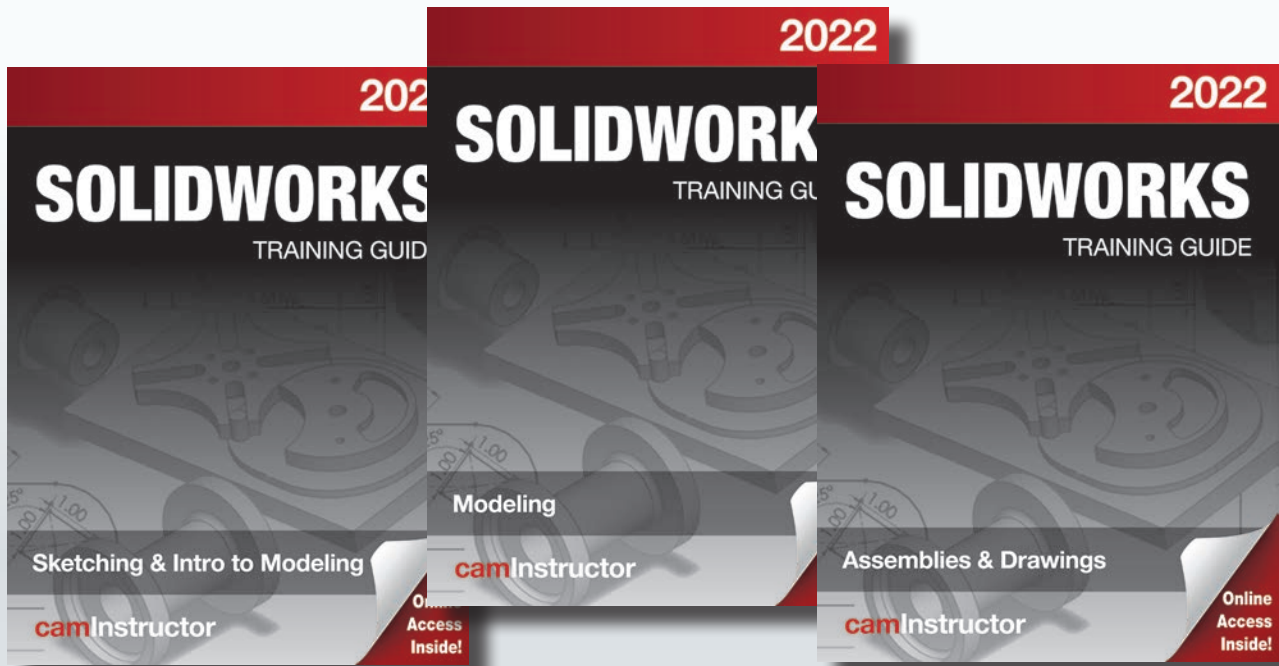
Title	Lessons	Exercise Drawings	Automated Quizzes/Tests	Videos	HLE	Features
Mill 2D	13	16	✓*	✓	✓	WCS Lessons, Dynamic Milling and High Speed Toolpaths. Learn to import solid model.
Mill 3D	9	12	✓*	✓	✓	Create 3D Surfaces and Solids. Use 3D Surface and HS toolpaths. Learn to import solid model.
Lathe + C&Y Axis	8	9	✓*	✓	✓	Create 2D Geometry, 2D Lathe and C Axis toolpaths. Learn to import solid model.
4 Axis	6	10	✓*	✓	✓	Create a variety of Multi-Axis toolpaths. Learn to import solid models.
5 Axis	10	16	✓*	✓	✓	Create a variety of Multi-Axis toolpaths. Learn to import solid models.
Solids	8	8		✓	✓	Learn how to create SOLID Models.
Wire	7	7		✓	✓	Learn Geometry Creation (CAD) and toolpath creation (CAM) for programming a CNC Wire EDM.

*For online access only

Combo packs and Teacher Resources available. See index for pricing.

BOOK A WEBINAR TO HAVE A LOOK AT OUR ONLINE CONTENT. GO TO: caminstructor.com/webinar

SOLIDWORKS TRAINING PRODUCTS



Title	Lessons	Exercise Drawings	Videos	Features
Sketching & Intro to Modeling	8 Sketching 5 Modeling	23	✓	Creating sketches using a variety of sketching tools and creating parts using basic modeling techniques.
Modeling	18	23	✓	Creating a wide range of real world parts using beginner to intermediate tools and techniques.
Assemblies & Drawings	2 Assemblies 5 Drawing	2	✓	Importing pre-existing components and using correct relations for mating parts. Learn how to create part drawings with standard views.

Combo pack available. See index for pricing.

FOR A FREE DESK COPY OF ANY OF OUR TRAINING PRODUCTS GO TO: caminstructor.com/teachers

CNC PROGRAMMING / SETUP & OPERATE TRAINING PRODUCTS

Suitable for courses covering manual G-Code programming for both Mill and Lathe.

NIMS Prep - Excellent preparation for NIMS CNC Mill & Lathe Programming Level 1 & Level 2 Tests.



CNC PROGRAMMING

Title	Lessons	Exercise Drawings	Videos	G-Code Software	Features
CNC Mill	10	19	✓	✓	Absolute and Incremental Programming, Linear Interpolation, Drilling with Canned Cycles, Circular Interpolation and Cutter Compensation.
CNC Lathe	9	18	✓	✓	Absolute and Incremental Programming, Linear Interpolation, Drilling, Turning—Canned Cycles, Circular Interpolation, Tool Nose Compensation and Grooving/ Parting Off.

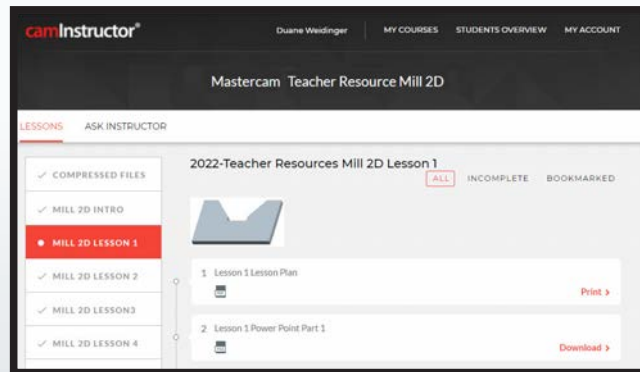
SETUP & OPERATE

Title	Lessons	Videos	Features
Setup & Operate CNC Mill	4	✓	Learn how to setup and operate Haas 3 Axis CNC Milling Machines. Setting work tool offsets, verifying the program in the Haas Controller and running the program.
Setup & Operate CNC Lathe	4	✓	Learn how to setup and operate Haas CNC Lathes. Setting work tool offsets, verifying the program in the Haas Controller and running the program.
Setup & Operate CNC 4&5 Axis	17	✓	Learn how to setup and operate Haas 4&5 Axis CNC Milling Machines. Setting work tool offsets, verifying the program in the Haas Controller and running the program.

Teacher Resources available. See index for pricing.

camInstructor

Online Teacher Resources



MASTERCAM TEACHER RESOURCE - ONLINE ONLY **MILL 2D, MILL 3D, LATHE + C&Y AXIS, AND 4&5 AXIS**

- Works with Mill 2D, Mill 3D, Lathe + C&Y Axis, 4 & 5 Axis Training Guides and Online Access
- Lesson Plans outlining over 160 hours of instruction
- Instructional Power Points for each Lesson
- Sample Mastercam files for each Lesson
- Advanced Lessons and Exercises included

CNC PROGRAMMING **TEACHER RESOURCE - ONLINE ONLY** **MILL & LATHE**

- Answers and solutions to all of the exercises in the CNC Programming Workbooks – Mill & Lathe
- G-Code Simulation Software
- Instructional videos that teach the basics of CNC Programming for CNC Mills and Lathes

SETUP & OPERATE TEACHER **RESOURCE - ONLINE ONLY** **MILL, LATHE AND 4&5 AXIS**

- Same content as in Books/Online Courses
- All proven CNC Programs for each Lesson in the Mill, Lathe and 4&5 Axis Content
- Instructional Online Videos

FREE with the purchase of 10 or more books, or Academic Online Access

Please note associated Training Guides are not included in the Teacher Resource.

camInstructor

camInstructor

CERTIFICATE PROGRAM FOR MASTERCAM: EDUCATOR'S EDITION

Take your program to the next level by offering a certification program in Mastercam.

This program is for instructors using camInstructor materials in their program.

HOW DOES IT WORK?

Instructor becomes certified through a special online test.
Once certified, the instructor will receive an online Student Certification Kit.

Student Certification for Mastercam

WHAT IS PROVIDED?

Online Certification Kit: Includes drawings, instructions, power points, marking rubrics and completed test files.

Overview: Rules on administering the test including guidelines for times and test retakes.

Certificate: The certificates for the successful students will be printed by us and shipped to the instructor to sign.

FUN FACTS:

For over ten years, camInstructor has concentrated on and specialized ONLY on developing Mastercam training content. This has resulted in the creation of objective training content for the manufacturing

company. Number of certificates issued: Over 1400

Number of people who wrote certificate tests: over 600

camInstructor Certification Test for Instructors and Students - FREE for schools using the camInstructor Mastercam Training Products

**FOR FULL DETAILS VISIT THE CERTIFICATION WEBSITE:
info.caminstructor.com/mastercam-certification-teachers**

ISBN # and ONLINE COURSE INDEX

TRAINING GUIDES

MASTERCAM:

Mastercam Mill 2D

2022 ISBN: 978-1-988766-71-3 \$75

2023 ISBN: 978-1-988766-85-0 \$90

Mastercam Mill 3D

2022 ISBN: 978-1-988766-72-0 \$75

2023 ISBN: 978-1-988766-86-7 \$90

Mastercam Lathe + C&Y Axis

2022 ISBN: 978-1-988766-73-7 \$75

2023 ISBN: 978-1-988766-88-1 \$90

Mastercam 4 Axis

2022 ISBN: 978-1-988766-74-4 \$65

2023 ISBN: 978-1-988766-89-8 \$75

Mastercam 5 Axis

2022 ISBN: 978-1-988766-75-1 \$65

2023 ISBN: 978-1-988766-90-4 \$75

Mastercam Solids

2022 ISBN: 978-1-988766-77-5 \$65

2023 ISBN: 978-1-988766-93-5 \$70

Mastercam Wire

2022 ISBN: 978-1-988766-76-8 \$55

2023 ISBN: 978-1-988766-92-8 \$65

Mastercam Combos**

Mastercam Mill 2D/3D

2022 ISBN: 978-1-988766-78-2 \$85

2023 ISBN: 978-1-988766-94-2 \$110

Mastercam Mill 2D/Lathe

2022 ISBN: 978-1-988766-79-9 \$85

2023 ISBN: 978-1-988766-95-9 \$110

Mastercam 2D/3D/Lathe

2022 ISBN: 978-1-988766-80-5 \$130

2023 ISBN: 978-1-988766-96-6 \$160

Mastercam 4 Axis & 5 Axis

2022 ISBN: 978-1-988766-81-2 \$85

2023 ISBN: 978-1-988766-91-1 \$110

CNC PROGRAMMING:

CNC Programming Mill—\$35

ISBN: 978-1-897466-84-1

CNC Programming Lathe—\$35

ISBN: 978-1-897466-83-4

CNC Programming Mill & Lathe—\$65

ISBN: 978-1-897466-88-9

SETUP & OPERATE CNC:

Setup & Operate Mill—\$75

ISBN: 978-1-927359-96-9

Setup & Operate Lathe—\$75

ISBN: 978-1-927359-97-6

Setup & Operate 4&5 Axis Combo—\$75

ISBN: 978-1-927359-69-3

SOLIDWORKS:

SOLIDWORKS—Sketching & Intro to Modeling

2021 ISBN: 978-1-988766-67-6 \$75

2022 ISBN: 978-1-988766-98-0 \$90

SOLIDWORKS—Modeling

2021 ISBN: 978-1-988766-68-3 \$75

2022 ISBN: 978-1-988766-99-7 \$90

SOLIDWORKS—Assemblies & Drawing

2021 ISBN: 978-1-988766-69-0 \$75

2022 ISBN: 978-1-988766-97-3 \$90

SOLIDWORKS Combos**

SOLIDWORKS 3 book set

2021 ISBN: 978-1-988766-70-6 \$130

2022 ISBN: 978-1-77851-000-7 \$160

Online set—\$100/1 year

ONLINE COURSE MODULES

Mastercam 2D

Mastercam 3D

Mastercam Lathe + C&Y Axis

Mastercam 4 Axis

Mastercam 5 Axis

Mastercam Solids

Mastercam Wire

CNC Programming Mill

CNC Programming Lathe

Setup & Operate Mill

Setup & Operate Lathe

Setup & Operate 4&5 Axis

SOLIDWORKS—Sketching & Intro to Modeling

SOLIDWORKS—Modeling

SOLIDWORKS—Assemblies & Drawing

Academic Online Pricing:

\$75/student for any 2 modules

\$25 for each additional module

\$150 maximum cost

Duration: 1 year

Minimum of 10 seats

Complimentary Teacher Resources

****Special rate for High Schools/
Vo Techs**

ONLINE TEACHER RESOURCES*

CNC Teacher Resource

Mastercam Teacher Resource

Setup & Operate Teacher Resource

***Free Teacher Resource with any 10 or more products purchased.**

**Combos now come 3-hole punched with covers suitable for putting in your own binder. NOTE: Binder not included

FOR A FREE DESK COPY OF ANY OF OUR TRAINING PRODUCTS GO TO:

caminstructor.com/teachers

camInstructor